






2009 Vision Vocation Guide Discerner Survey 02-09

| 1. How seriously are you considering a religious vocation? |  |  |                          |                |
|--|--|--|--------------------------|----------------|
|  |  |  | Response Percent         | Response Count |
| I plan to enter a formation program in the next 12 months  |   |  | 25.3%                    | 41             |
| <b>Very seriously</b>                                      |  |  | <b>40.7%</b>             | <b>66</b>      |
| Seriously  |   |  | 24.1%                    | 39             |
| Not very seriously   |   |  | 7.4%                     | 12             |
| I am no longer interested                                  |   |  | 2.5%                     | 4              |
| I never was seriously considering it                       |  |  | 0.0%                     | 0              |
|  |  |  | <b>answered question</b> | <b>162</b>     |
|  |  |  | <b>skipped question</b>  | <b>0</b>       |

| 2. Please rank in order of importance what most attracts you to a particular religious community. |                    |                   |            |                    |                      |                |                |
|---|--------------------|-------------------|------------|--------------------|----------------------|----------------|----------------|
|   | essential          | very important    | important  | somewhat important | not important at all | Rating Average | Response Count |
| Praying with members of the community   | <b>47.8% (76)</b>  | 27.7% (44)        | 19.5% (31) | 4.4% (7)           | 0.6% (1)             | 1.82           | 159            |
| Devotional prayer   | <b>47.8% (76)</b>  | 28.9% (46)        | 15.7% (25) | 6.9% (11)          | 0.6% (1)             | 1.84           | 159            |
| Being able to do ministry with other members of the congregation                                  | <b>31.6% (50)</b>  | 27.8% (44)        | 24.1% (38) | 12.7% (20)         | 3.8% (6)             | 2.29           | 158            |
| Wearing a religious habit   | 23.8% (38)         | <b>26.3% (42)</b> | 17.5% (28) | 13.8% (22)         | 18.8% (30)           | 2.78           | 160            |
| Living in community   | <b>34.4% (54)</b>  | 28.0% (44)        | 19.1% (30) | 12.1% (19)         | 6.4% (10)            | 2.28           | 157            |
| Justice and peace outreach  | <b>37.8% (59)</b>  | 27.6% (43)        | 13.5% (21) | 15.4% (24)         | 5.8% (9)             | 2.24           | 156            |
| Living a life of faithfulness to the church and its teachings                                     | <b>75.6% (118)</b> | 12.8% (20)        | 10.9% (17) | 0.6% (1)           | 0.0% (0)             | 1.37           | 156            |
| Other (please specify)  |                    |                   |            |                    |                      |                | 32             |

|  |                          |            |
|--|--------------------------|------------|
|  | <i>answered question</i> | <b>161</b> |
|  | <i>skipped question</i>  | <b>1</b>   |

| <b>3. Please rank in order of importance what resources you have found most helpful in gathering vocation information.</b> |                          |                       |                   |                           |                             |                       |                       |            |
|--|--------------------------|-----------------------|-------------------|---------------------------|-----------------------------|-----------------------|-----------------------|------------|
|  | <b>essential</b>         | <b>very important</b> | <b>important</b>  | <b>somewhat important</b> | <b>not at all important</b> | <b>Rating Average</b> | <b>Response Count</b> |            |
| A religious community's website  | <b>32.7% (51)</b>        | 30.1% (47)            | 17.9% (28)        | 12.8% (20)                | 6.4% (10)                   | 2.30                  | 156                   |            |
| Discerners' blogs  | 10.4% (15)               | 15.3% (22)            | 22.9% (33)        | 21.5% (31)                | <b>29.9% (43)</b>           | 3.45                  | 144                   |            |
| Vocation-related websites  | 22.9% (36)               | <b>36.3% (57)</b>     | 19.7% (31)        | 15.3% (24)                | 5.7% (9)                    | 2.45                  | 157                   |            |
| Vocation periodicals, spiritual books, brochures   | <b>29.3% (44)</b>        | <b>29.3% (44)</b>     | 26.0% (39)        | 11.3% (17)                | 4.0% (6)                    | 2.31                  | 150                   |            |
| Come and see weekends/discernment retreats   | <b>40.4% (59)</b>        | 30.1% (44)            | 15.8% (23)        | 4.1% (6)                  | 9.6% (14)                   | 2.12                  | 146                   |            |
| Parish priest  | <b>31.1% (47)</b>        | 21.2% (32)            | 18.5% (28)        | 16.6% (25)                | 12.6% (19)                  | 2.58                  | 151                   |            |
| Vocation director  | <b>33.6% (50)</b>        | 28.2% (42)            | 18.8% (28)        | 10.1% (15)                | 9.4% (14)                   | 2.34                  | 149                   |            |
| Campus minister  | 9.1% (13)                | 16.1% (23)            | 21.0% (30)        | 21.7% (31)                | <b>32.2% (46)</b>           | 3.52                  | 143                   |            |
| Personal contact with a religious priest, sister, or brother   | <b>49.3% (75)</b>        | 26.3% (40)            | 14.5% (22)        | 5.9% (9)                  | 3.9% (6)                    | 1.89                  | 152                   |            |
| Parents/family   | 20.8% (31)               | 19.5% (29)            | 16.8% (25)        | <b>26.2% (39)</b>         | 16.8% (25)                  | 2.99                  | 149                   |            |
| Friends  | 18.0% (27)               | 16.7% (25)            | <b>26.0% (39)</b> | 21.3% (32)                | 18.0% (27)                  | 3.05                  | 150                   |            |
| Counselor/spiritual director   | <b>36.6% (53)</b>        | 25.5% (37)            | 15.9% (23)        | 11.0% (16)                | 11.0% (16)                  | 2.34                  | 145                   |            |
|  | Other (please specify)   |                       |                   |                           |                             |                       |                       | 16         |
|  | <i>answered question</i> |                       |                   |                           |                             |                       |                       | <b>160</b> |
|  | <i>skipped question</i>  |                       |                   |                           |                             |                       |                       | <b>2</b>   |

4. Please rank in order of importance what you would find most helpful in making a decision about your vocation.







|  | essential          | very important    | important  | somewhat important | not at all important | Rating Average | Response Count |
|--|--------------------|-------------------|------------|--------------------|----------------------|----------------|----------------|
| Prayer   | <b>84.8% (134)</b> | 12.0% (19)        | 2.5% (4)   | 0.6% (1)           | 0.0% (0)             | 1.19           | 158            |
| Talking with other seekers like myself   | 28.4% (44)         | <b>38.1% (59)</b> | 20.0% (31) | 8.4% (13)          | 5.2% (8)             | 2.24           | 155            |
| Spiritual direction  | <b>53.2% (84)</b>  | 29.1% (46)        | 13.3% (21) | 2.5% (4)           | 1.9% (3)             | 1.71           | 158            |
| Opportunities to get a taste of community life                                 | <b>42.9% (67)</b>  | 35.3% (55)        | 14.7% (23) | 6.4% (10)          | 0.6% (1)             | 1.87           | 156            |
| Greater understanding about what community/vocation would be a good fit for me | <b>51.6% (81)</b>  | 36.9% (58)        | 8.9% (14)  | 1.9% (3)           | 0.6% (1)             | 1.63           | 157            |
| Information about the requirements and steps necessary to enter religious life | <b>51.0% (80)</b>  | 29.3% (46)        | 14.0% (22) | 4.5% (7)           | 1.3% (2)             | 1.76           | 157            |
| A structured discernment process   | <b>36.3% (57)</b>  | 32.5% (51)        | 19.7% (31) | 7.0% (11)          | 4.5% (7)             | 2.11           | 157            |
| Other (please specify)   |                    |                   |            |                    |                      |                | 12             |
| <b>answered question</b>   |                    |                   |            |                    |                      |                | <b>161</b>     |
| <b>skipped question</b>  |                    |                   |            |                    |                      |                | <b>1</b>       |






**5. Please rank in order of importance what you consider the most challenging aspects of being a religious priest, brother, or sister.**

|  | essential         | very important | important         | somewhat important | not at all important | Rating Average | Response Count |
|--|-------------------|----------------|-------------------|--------------------|----------------------|----------------|----------------|
| Amount of time one can spend with family and friends | 13.2% (20)        | 19.1% (29)     | <b>29.6% (45)</b> | 25.0% (38)         | 13.2% (20)           | 3.06           | 152            |
| Living in community                                  | 19.6% (31)        | 21.5% (34)     | <b>27.8% (44)</b> | 20.9% (33)         | 10.1% (16)           | 2.80           | 158            |
| The vow of celibacy                                  | <b>36.1% (56)</b> | 20.0% (31)     | 23.2% (36)        | 11.0% (17)         | 9.7% (15)            | 2.38           | 155            |
| The discipline of prayer                             | <b>40.1% (63)</b> | 17.8% (28)     | 19.7% (31)        | 10.8% (17)         | 11.5% (18)           | 2.36           | 157            |
| Sharing resources and living simply                  | <b>27.4% (43)</b> | 26.1% (41)     | 20.4% (32)        | 10.2% (16)         | 15.9% (25)           | 2.61           | 157            |
| A life of service                                    | <b>37.2% (58)</b> | 21.8% (34)     | 15.4% (24)        | 10.3% (16)         | 15.4% (24)           | 2.45           | 156            |
| Restrictions on personal freedom                     | 14.0% (22)        | 22.9% (36)     | <b>27.4% (43)</b> | 18.5% (29)         | 17.2% (27)           | 3.02           | 157            |
| Living with people who are not my age                | 9.1% (14)         | 17.5% (27)     | 17.5% (27)        | 19.5% (30)         | <b>36.4% (56)</b>    | 3.56           | 154            |
| Other (please specify)                               |                   |                |                   |                    |                      |                | 11             |
| <b>answered question</b>                             |                   |                |                   |                    |                      |                | <b>160</b>     |
| <b>skipped question</b>                              |                   |                |                   |                    |                      |                | <b>2</b>       |

| 6. What is your age range? |  |  | Response Percent         | Response Count |
|----------------------------|--|--|--------------------------|----------------|
| Under 18                   |  |  | 13.0%                    | 21             |
| 18-22                      |  |  | 13.6%                    | 22             |
| <b>23-29</b>               |  |  | <b>21.6%</b>             | <b>35</b>      |
| 30-39                      |  |  | 14.2%                    | 23             |
| 40-49                      |  |  | 18.5%                    | 30             |
| 50-59                      |  |  | 15.4%                    | 25             |
| 60+                        |  |  | 3.7%                     | 6              |
|                            |  |  | <b>answered question</b> | <b>162</b>     |
|                            |  |  | <b>skipped question</b>  | <b>0</b>       |

| 7. What is your gender? |  |  | Response Percent         | Response Count |
|-------------------------|--|--|--------------------------|----------------|
| female                  |  |  | 0.0%                     | 0              |
| <b>male</b>             |  |  | <b>100.0%</b>            | <b>162</b>     |
|                         |  |  | <b>answered question</b> | <b>162</b>     |
|                         |  |  | <b>skipped question</b>  | <b>0</b>       |

| 8. What vocation interests you most? |  |  | Response Percent         | Response Count |
|--------------------------------------|--|--|--------------------------|----------------|
| religious brother                    |   |  | 30.9%                    | 50             |
| <b>religious priest</b>              |  |  | <b>45.1%</b>             | <b>73</b>      |
| diocesan priest                      |   |  | 17.9%                    | 29             |
| religious sister                     |   |  | 1.9%                     | 3              |
| secular institute                    |   |  | 1.9%                     | 3              |
| lay minister                         |   |  | 2.5%                     | 4              |
|                                      |  |  | <b>answered question</b> | <b>162</b>     |
|                                      |  |  | <b>skipped question</b>  | <b>0</b>       |

| 9. What kind of community do you feel most drawn to? Please choose one. |   |  | Response Percent         | Response Count |
|---|---|--|--------------------------|----------------|
| <b>apostolic/evangelical</b>  |  |  | <b>35.8%</b>             | <b>58</b>      |
| monastic  |  |  | 17.9%                    | 29             |
| semi-cloistered/active  |  |  | 19.8%                    | 32             |
| missionary  |  |  | 14.8%                    | 24             |
| contemplative   |  |  | 11.7%                    | 19             |
|   |   |  | <b>answered question</b> | <b>162</b>     |
|   |   |  | <b>skipped question</b>  | <b>0</b>       |

| 10. Since you have begun your discernment, what has most surprised you about religious life? |  | Response Count           |
|--|--|--------------------------|
|  |  | 119                      |
|  |  | <b>answered question</b> |
|  |  | <b>119</b>               |
|  |  | <b>skipped question</b>  |
|  |  | <b>43</b>                |

| 11. What is your greatest fear about living the religious life? |  | Response Count |
|---|--|----------------|
|   |  | 131            |
| <i>answered question</i>  |  | <b>131</b>     |
| <i>skipped question</i>   |  | <b>31</b>      |

| 12. Overall, communities have reported an increase in inquiries into religious life. To what do you attribute this increase? |                   |                |                   |                    |                      |                |                |
|--|-------------------|----------------|-------------------|--------------------|----------------------|----------------|----------------|
|  | essential         | very important | important         | somewhat important | not at all important | Rating Average | Response Count |
| Easy availability of information via the Internet  | <b>39.3% (59)</b> | 30.0% (45)     | 18.7% (28)        | 8.0% (12)          | 4.0% (6)             | 2.07           | 150            |
| Improved promotion and recruitment methods   | 22.3% (33)        | 27.7% (41)     | <b>28.4% (42)</b> | 15.5% (23)         | 6.1% (9)             | 2.55           | 148            |
| Desire for deeper spirituality   | <b>58.7% (88)</b> | 28.7% (43)     | 10.0% (15)        | 2.7% (4)           | 0.0% (0)             | 1.57           | 150            |
| Desire for community and identity  | <b>42.0% (63)</b> | 30.7% (46)     | 19.3% (29)        | 5.3% (8)           | 2.7% (4)             | 1.96           | 150            |
| Desire for economic stability  | 10.3% (15)        | 8.2% (12)      | 19.2% (28)        | 23.3% (34)         | <b>39.0% (57)</b>    | 3.73           | 146            |
| Other (please specify)   |                   |                |                   |                    |                      |                | 34             |
| <i>answered question</i>   |                   |                |                   |                    |                      |                | <b>154</b>     |
| <i>skipped question</i>  |                   |                |                   |                    |                      |                | <b>8</b>       |