






1. How seriously are you considering a religious vocation?

	Response Percent	Response Count
I plan to or have already entered a formation program	17.8%	33
Very seriously	38.9%	72
Seriously	26.5%	49
Somewhat seriously	14.1%	26
Not seriously at all	2.7%	5
Other (please specify)		20
answered question		185
skipped question		0

2. What vocation interests you most?

	Response Percent	Response Count
religious brother	35.1%	65
religious priest	35.1%	65
diocesan priest	20.5%	38
religious sister	0.5%	1
secular institute	4.3%	8
lay minister	4.3%	8
answered question		185
skipped question		0

3. What kind of community do you feel most drawn to? Please choose one.

	Response Percent	Response Count
apostolic/evangelical 	37.3%	69
monastic 	15.7%	29
cloistered/semi-cloistered 	4.9%	9
missionary 	16.8%	31
contemplative/contemplative-active 	25.4%	47
	<i>answered question</i>	185
	<i>skipped question</i>	0

4. Please identify and rate what most attracts you to a particular religious community.

	essential	very important	important	somewhat important	not important at all	Rating Average	Response Count
Praying with members of the community	43.8% (77)	29.0% (51)	18.8% (33)	7.4% (13)	1.1% (2)	1.93	176
Devotional prayer	39.4% (69)	28.6% (50)	25.1% (44)	5.7% (10)	1.1% (2)	2.01	175
Being able to do ministry with other members of the congregation	32.2% (57)	28.2% (50)	28.2% (50)	8.5% (15)	2.8% (5)	2.21	177
Wearing a religious habit	24.4% (43)	19.3% (34)	20.5% (36)	15.3% (27)	20.5% (36)	2.88	176
Living in community	31.8% (56)	23.3% (41)	18.2% (32)	16.5% (29)	10.2% (18)	2.50	176
Justice and peace outreach	33.1% (58)	21.7% (38)	27.4% (48)	11.4% (20)	6.3% (11)	2.36	175
Living a life of faithfulness to the church and its teachings	71.0% (125)	15.3% (27)	11.4% (20)	1.7% (3)	0.6% (1)	1.45	176
The community's particular charism or mission	41.8% (74)	31.6% (56)	21.5% (38)	4.0% (7)	1.1% (2)	1.91	177
					Other (please specify)		19
					answered question		180
					skipped question		5

5. Please identify and rate resources you have found most helpful in gathering vocation information.

	essential	very important	important	somewhat important	not at all important	Rating Average	Response Count
A religious community's website	23.4% (40)	38.0% (65)	21.1% (36)	11.1% (19)	6.4% (11)	2.39	171
Community/Discerners' blogs	9.3% (15)	22.2% (36)	20.4% (33)	26.5% (43)	21.6% (35)	3.29	162
Vocation-related websites	20.7% (35)	29.6% (50)	31.4% (53)	13.0% (22)	5.3% (9)	2.53	169
Vocation periodicals, spiritual books, brochures	18.3% (31)	29.0% (49)	30.8% (52)	15.4% (26)	6.5% (11)	2.63	169
Come and see weekends/discernment retreats	35.6% (58)	30.7% (50)	13.5% (22)	12.3% (20)	8.0% (13)	2.26	163
Parish priest	26.6% (45)	25.4% (43)	23.1% (39)	13.6% (23)	11.2% (19)	2.57	169
Vocation director	30.8% (52)	28.4% (48)	16.6% (28)	13.6% (23)	10.7% (18)	2.45	169
Campus/youth/young adult minister	8.6% (14)	16.6% (27)	23.3% (38)	19.6% (32)	31.9% (52)	3.50	163
Personal contact with a religious priest, sister, or brother	47.1% (80)	26.5% (45)	16.5% (28)	6.5% (11)	3.5% (6)	1.93	170
Parents/family	13.8% (23)	16.8% (28)	23.4% (39)	21.6% (36)	24.6% (41)	3.26	167
Teacher/spiritual director	23.8% (40)	28.6% (48)	20.8% (35)	17.9% (30)	8.9% (15)	2.60	168
					Other (please specify)		22
answered question							176
skipped question							9

6. Please identify and rate what you would find most helpful in making a decision about your vocation.

	essential	very important	important	somewhat important	not at all important	Rating Average	Response Count
Prayer	77.8% (137)	14.2% (25)	7.4% (13)	0.6% (1)	0.0% (0)	1.31	176
Talking with other seekers like myself	24.9% (43)	39.9% (69)	21.4% (37)	6.9% (12)	6.9% (12)	2.31	173
Spiritual direction	51.4% (90)	33.1% (58)	13.7% (24)	1.1% (2)	0.6% (1)	1.66	175
Opportunities to experience community life	44.4% (76)	29.8% (51)	19.3% (33)	2.9% (5)	3.5% (6)	1.91	171
Greater understanding about what community/vocation would be a good fit for me	44.8% (78)	37.4% (65)	13.2% (23)	4.0% (7)	0.6% (1)	1.78	174
Information about the requirements and steps necessary to enter religious life	43.6% (75)	34.9% (60)	13.4% (23)	6.4% (11)	1.7% (3)	1.88	172
A structured discernment process	34.7% (60)	32.9% (57)	19.7% (34)	10.4% (18)	2.3% (4)	2.13	173
Working with and/or getting to know the vocation director	35.3% (61)	34.7% (60)	19.1% (33)	8.1% (14)	2.9% (5)	2.09	173
					Other (please specify)		7
answered question							179
skipped question							6

7. Please identify and rate what you consider the most challenging aspects of being a religious priest, brother, or sister.

	essential	very important	important	somewhat important	not at all important	Rating Average	Response Count	
Amount of time one can spend with family and friends	10.8% (18)	18.1% (30)	24.1% (40)	30.7% (51)	16.3% (27)	3.23	166	
Living in community	20.2% (33)	22.1% (36)	27.0% (44)	16.0% (26)	14.7% (24)	2.83	163	
The vow of celibacy	39.3% (66)	13.7% (23)	23.8% (40)	12.5% (21)	10.7% (18)	2.42	168	
The discipline of prayer	37.2% (61)	17.1% (28)	20.7% (34)	12.8% (21)	12.2% (20)	2.46	164	
Sharing resources and living simply	24.4% (40)	22.6% (37)	25.0% (41)	14.0% (23)	14.0% (23)	2.71	164	
A life of service	29.7% (49)	25.5% (42)	21.2% (35)	7.9% (13)	15.8% (26)	2.55	165	
Restrictions on personal freedom	21.6% (36)	17.4% (29)	22.8% (38)	23.4% (39)	15.0% (25)	2.93	167	
Living with people who are not my age	10.5% (17)	13.0% (21)	24.1% (39)	19.1% (31)	33.3% (54)	3.52	162	
					Other (please specify)		17	
							answered question	169
							skipped question	16

8. Since you have begun your discernment, what has most surprised you about religious life?

	Response Count
	126
	answered question
	126
	skipped question
	59

9. What is your greatest fear about living the religious life?

	Response Count
	131
<i>answered question</i>	131
<i>skipped question</i>	54

10. In the past few years communities overall have reported an increase in inquiries into religious life. To what do you attribute this increase?

	essential	very important	important	somewhat important	not at all important	Rating Average	Response Count
Easy availability of information via the Internet	32.9% (53)	26.1% (42)	29.8% (48)	6.2% (10)	5.0% (8)	2.24	161
Improved promotion and recruitment methods	17.5% (28)	24.4% (39)	37.5% (60)	15.0% (24)	5.6% (9)	2.67	160
Desire for deeper spirituality	54.3% (89)	33.5% (55)	11.0% (18)	1.2% (2)	0.0% (0)	1.59	164
Desire for community and identity	38.3% (62)	34.0% (55)	17.9% (29)	8.6% (14)	1.2% (2)	2.01	162
Desire for economic stability or security	14.8% (23)	13.5% (21)	18.1% (28)	27.7% (43)	25.8% (40)	3.36	155
					Other (please specify)		30
					<i>answered question</i>		167
					<i>skipped question</i>		18

11. Please rate what impact the following recent events have had on your vocation discernment?

	negative	somewhat negative	no impact	somewhat positive	positive	Rating Average	Response Count
World Youth Day	2.4% (4)	0.6% (1)	66.7% (110)	16.4% (27)	13.9% (23)	3.39	165
New revelations regarding the church sexual-abuse scandal	10.7% (18)	14.2% (24)	61.5% (104)	7.1% (12)	6.5% (11)	2.85	169
New Vatican guidelines for sex-abuse cases	2.4% (4)	6.1% (10)	60.0% (99)	20.0% (33)	11.5% (19)	3.32	165
Canonization/Beatification of a particular saint	3.0% (5)	0.6% (1)	50.0% (84)	25.0% (42)	21.4% (36)	3.61	168
Pope's call for atonement for church's failings	1.8% (3)	0.0% (0)	39.8% (66)	33.1% (55)	25.3% (42)	3.80	166
Vatican investigations into women's religious communities	6.0% (10)	3.0% (5)	63.9% (106)	19.9% (33)	7.2% (12)	3.19	166
Year for Priests	2.4% (4)	1.2% (2)	28.9% (48)	30.7% (51)	36.7% (61)	3.98	166
					Other (please specify)		23
answered question							172
skipped question							13


12. Identify and rate your usage of the following communication devises, programs, or accounts.

	Use all the time	very frequently	frequently	somewhat frequently	not frequently	Response Count
Smart phone (iPhone, Droid, Blackberry, etc.)	15.9% (26)	5.5% (9)	5.5% (9)	3.7% (6)	69.5% (114)	164
Skype or other computer phone	4.9% (8)	6.1% (10)	8.5% (14)	8.5% (14)	72.0% (118)	164
Cell phone	39.1% (68)	17.8% (31)	15.5% (27)	13.8% (24)	13.8% (24)	174
Landline phone	11.8% (20)	5.9% (10)	20.7% (35)	24.3% (41)	37.3% (63)	169
iPad	2.5% (4)	1.9% (3)	1.9% (3)	1.9% (3)	91.9% (147)	160
Email	57.1% (101)	16.9% (30)	14.7% (26)	9.0% (16)	2.3% (4)	177
Facebook	32.5% (55)	9.5% (16)	8.9% (15)	14.2% (24)	34.9% (59)	169
Twitter	5.0% (8)	1.9% (3)	3.8% (6)	5.6% (9)	83.8% (134)	160
YouTube	13.3% (22)	15.2% (25)	13.3% (22)	20.0% (33)	38.2% (63)	165
				Other (please specify)		12
				answered question		178
				skipped question		7








13. Please identify and rate the methods you would prefer Vocation Directors use to communicate with you.

	Essential	Very important	Important	Somewhat important	Not important	Rating Average	Response Count
Email	60.9% (106)	26.4% (46)	10.3% (18)	1.7% (3)	0.6% (1)	1.55	174
Text Message	13.7% (22)	7.5% (12)	18.0% (29)	10.6% (17)	50.3% (81)	3.76	161
Telephone call	39.4% (65)	20.6% (34)	21.2% (35)	5.5% (9)	13.3% (22)	2.33	165
Facebook postings	10.6% (17)	8.7% (14)	13.0% (21)	13.0% (21)	54.7% (88)	3.93	161
Twitter postings	4.5% (7)	0.6% (1)	2.6% (4)	5.2% (8)	87.0% (134)	4.69	154
U.S. Mail	23.9% (38)	18.9% (30)	22.0% (35)	7.5% (12)	27.7% (44)	2.96	155
Smartphone App	1.9% (3)	3.9% (6)	3.9% (6)	7.1% (11)	83.1% (128)	4.66	154
Community website postings	17.6% (28)	15.7% (25)	23.9% (38)	12.6% (20)	30.2% (48)	3.22	155
Community e-newsletter	17.4% (27)	19.4% (30)	25.8% (40)	14.8% (23)	22.6% (35)	3.06	155
					Other (please specify)		8
answered question							175
skipped question							10

14. What is your gender?

		Response Percent	Response Count
female		0.0%	0
male		100.0%	185
<i>answered question</i>			185
<i>skipped question</i>			0

15. What is your age range?

		Response Percent	Response Count
Under 18		6.5%	12
18-22		11.4%	21
23-29		18.9%	35
30-39		15.7%	29
40-49		22.2%	41
50-59		17.8%	33
60+		7.6%	14
<i>answered question</i>			185
<i>skipped question</i>			0