






### 3. What kind of community do you feel most drawn to? Please choose one.

		Response Percent	Response Count
apostolic/evangelical		38.6%	81
monastic		5.7%	12
cloistered/semi-cloistered		7.6%	16
missionary		21.9%	46
contemplative/contemplative-active		26.2%	55
<b>answered question</b>			<b>210</b>
<b>skipped question</b>			<b>0</b>

#### 4. Please identify and rate what most attracts you to a particular religious community.

	essential	very important	important	somewhat important	not important at all	Rating Average	Response Count
Praying with members of the community	<b>52.2%</b> <b>(107)</b>	27.8% (57)	14.1% (29)	5.4% (11)	0.5% (1)	1.74	205
Devotional prayer	<b>38.3%</b> <b>(77)</b>	31.3% (63)	23.9% (48)	5.0% (10)	1.5% (3)	2.00	201
Being able to do ministry with other members of the congregation	34.5% (70)	<b>35.0%</b> <b>(71)</b>	24.1% (49)	5.9% (12)	0.5% (1)	2.03	203
Wearing a religious habit	<b>36.6%</b> <b>(75)</b>	15.6% (32)	17.6% (36)	14.1% (29)	16.1% (33)	2.58	205
Living in community	<b>44.1%</b> <b>(90)</b>	24.0% (49)	16.2% (33)	11.3% (23)	4.4% (9)	2.08	204
Justice and peace outreach	<b>36.6%</b> <b>(75)</b>	28.3% (58)	23.9% (49)	8.3% (17)	2.9% (6)	2.13	205
Living a life of faithfulness to the church and its teachings	<b>75.5%</b> <b>(154)</b>	15.2% (31)	7.4% (15)	1.5% (3)	0.5% (1)	1.36	204
The community's particular charism or mission	<b>49.0%</b> <b>(100)</b>	33.3% (68)	14.2% (29)	2.9% (6)	0.5% (1)	1.73	204
					Other (please specify)		13
					<b>answered question</b>		<b>206</b>
					<b>skipped question</b>		<b>4</b>

## 5. Please identify and rate resources you have found most helpful in gathering vocation information.

	essential	very important	important	somewhat important	not at all important	Rating Average	Response Count
A religious community's website	31.7% (64)	<b>33.2%</b> <b>(67)</b>	20.8% (42)	10.9% (22)	3.5% (7)	2.21	202
Community/Discerners' blogs	10.8% (21)	22.7% (44)	<b>26.3%</b> <b>(51)</b>	22.2% (43)	18.0% (35)	3.14	194
Vocation-related websites	23.5% (47)	<b>32.5%</b> <b>(65)</b>	28.0% (56)	13.0% (26)	3.0% (6)	2.40	200
Vocation periodicals, spiritual books, brochures	24.9% (50)	<b>34.3%</b> <b>(69)</b>	26.4% (53)	10.0% (20)	4.5% (9)	2.35	201
Come and see weekends/discernment retreats	<b>49.2%</b> <b>(96)</b>	25.1% (49)	14.4% (28)	6.2% (12)	5.1% (10)	1.93	195
Parish priest	<b>28.4%</b> <b>(56)</b>	22.8% (45)	22.3% (44)	16.2% (32)	10.2% (20)	2.57	197
Vocation director	<b>36.5%</b> <b>(72)</b>	26.9% (53)	16.8% (33)	9.6% (19)	10.2% (20)	2.30	197
Campus/youth/young adult minister	20.3% (40)	<b>23.4%</b> <b>(46)</b>	<b>23.4%</b> <b>(46)</b>	12.2% (24)	20.8% (41)	2.90	197
Personal contact with a religious priest, sister, or brother	<b>59.1%</b> <b>(120)</b>	23.6% (48)	9.4% (19)	5.4% (11)	2.5% (5)	1.68	203
Parents/family	17.3% (35)	19.8% (40)	<b>23.8%</b> <b>(48)</b>	18.8% (38)	20.3% (41)	3.05	202
Teacher/spiritual director	<b>32.8%</b> <b>(64)</b>	27.2% (53)	21.0% (41)	9.2% (18)	9.7% (19)	2.36	195
					Other (please specify)		14
					<b>answered question</b>		<b>206</b>
					<b>skipped question</b>		<b>4</b>

## 6. Please identify and rate what you would find most helpful in making a decision about your vocation.

	essential	very important	important	somewhat important	not at all important	Rating Average	Response Count
Prayer	<b>81.6%</b> <b>(164)</b>	14.4% (29)	2.5% (5)	1.5% (3)	0.0% (0)	1.24	201
Talking with other seekers like myself	29.0% (58)	<b>38.0%</b> <b>(76)</b>	22.5% (45)	7.0% (14)	3.5% (7)	2.18	200
Spiritual direction	<b>54.3%</b> <b>(108)</b>	30.7% (61)	12.6% (25)	1.5% (3)	1.0% (2)	1.64	199
Opportunities to experience community life	<b>53.2%</b> <b>(107)</b>	31.8% (64)	11.4% (23)	2.5% (5)	1.0% (2)	1.66	201
Greater understanding about what community/vocation would be a good fit for me	<b>51.3%</b> <b>(102)</b>	33.7% (67)	12.6% (25)	2.0% (4)	0.5% (1)	1.67	199
Information about the requirements and steps necessary to enter religious life	<b>43.0%</b> <b>(86)</b>	35.5% (71)	17.0% (34)	3.5% (7)	1.0% (2)	1.84	200
A structured discernment process	<b>38.7%</b> <b>(77)</b>	30.7% (61)	19.1% (38)	8.5% (17)	3.0% (6)	2.07	199
Working with and/or getting to know the vocation director	<b>38.5%</b> <b>(77)</b>	34.0% (68)	20.0% (40)	5.5% (11)	2.0% (4)	1.99	200
					Other (please specify)		4
<b>answered question</b>							<b>202</b>
<b>skipped question</b>							<b>8</b>

## 7. Please identify and rate what you consider the most challenging aspects of being a religious priest, brother, or sister.

	essential	very important	important	somewhat important	not at all important	Rating Average	Response Count	
Amount of time one can spend with family and friends	19.0% (37)	21.5% (42)	<b>32.3% (63)</b>	17.9% (35)	9.2% (18)	2.77	195	
Living in community	18.9% (37)	20.4% (40)	<b>26.0% (51)</b>	19.4% (38)	15.3% (30)	2.92	196	
The vow of celibacy	<b>30.6% (60)</b>	17.3% (34)	26.5% (52)	13.8% (27)	11.7% (23)	2.59	196	
The discipline of prayer	<b>26.2% (51)</b>	16.9% (33)	<b>26.2% (51)</b>	15.9% (31)	14.9% (29)	2.76	195	
Sharing resources and living simply	19.9% (39)	<b>23.5% (46)</b>	<b>23.5% (46)</b>	16.3% (32)	16.8% (33)	2.87	196	
A life of service	<b>27.7% (54)</b>	15.9% (31)	24.6% (48)	12.8% (25)	19.0% (37)	2.79	195	
Restrictions on personal freedom	20.7% (41)	20.7% (41)	<b>26.8% (53)</b>	18.2% (36)	13.6% (27)	2.83	198	
Living with people who are not my age	10.2% (20)	17.9% (35)	<b>26.5% (52)</b>	21.4% (42)	24.0% (47)	3.31	196	
					Other (please specify)		17	
							<b>answered question</b>	<b>198</b>
							<b>skipped question</b>	<b>12</b>

## 8. Since you have begun your discernment, what has most surprised you about religious life?

	Response Count
	153
	<b>answered question</b>
	<b>153</b>
	<b>skipped question</b>
	<b>57</b>

## 9. What is your greatest fear about living the religious life?

	Response Count
	159
<i>answered question</i>	<b>159</b>
<i>skipped question</i>	<b>51</b>

## 10. In the past few years communities overall have reported an increase in inquiries into religious life. To what do you attribute this increase?

	essential	very important	important	somewhat important	not at all important	Rating Average	Response Count
Easy availability of information via the Internet	<b>38.0% (76)</b>	33.0% (66)	21.5% (43)	5.0% (10)	2.5% (5)	2.01	200
Improved promotion and recruitment methods	20.3% (40)	29.9% (59)	<b>33.0% (65)</b>	14.2% (28)	2.5% (5)	2.49	197
Desire for deeper spirituality	<b>58.3% (116)</b>	28.6% (57)	11.1% (22)	2.0% (4)	0.0% (0)	1.57	199
Desire for community and identity	<b>38.7% (77)</b>	36.7% (73)	18.1% (36)	5.5% (11)	1.0% (2)	1.93	199
Desire for economic stability or security	14.9% (29)	16.5% (32)	20.6% (40)	22.2% (43)	<b>25.8% (50)</b>	3.27	194
					Other (please specify)		25
					<i>answered question</i>		<b>202</b>
					<i>skipped question</i>		<b>8</b>

## 11. Please rate what impact the following recent events have had on your vocation discernment?

	negative	somewhat negative	no impact	somewhat positive	positive	Rating Average	Response Count
World Youth Day	0.5% (1)	0.5% (1)	<b>60.8% (118)</b>	20.1% (39)	18.0% (35)	3.55	194
New revelations regarding the church sexual-abuse scandal	6.6% (13)	10.6% (21)	<b>67.2% (133)</b>	9.1% (18)	6.6% (13)	2.98	198
New Vatican guidelines for sex-abuse cases	2.1% (4)	3.6% (7)	<b>67.2% (131)</b>	15.9% (31)	11.3% (22)	3.31	195
Canonization/Beatification of a particular saint	1.0% (2)	0.5% (1)	<b>44.1% (86)</b>	23.6% (46)	30.8% (60)	3.83	195
Pope's call for atonement for church's failings	1.0% (2)	0.0% (0)	<b>44.9% (88)</b>	28.6% (56)	25.5% (50)	3.78	196
Vatican investigations into women's religious communities	2.6% (5)	3.6% (7)	<b>60.2% (118)</b>	18.4% (36)	15.3% (30)	3.40	196
Year for Priests	1.6% (3)	1.0% (2)	26.4% (51)	34.7% (67)	<b>36.3% (70)</b>	4.03	193
					Other (please specify)		23
<b>answered question</b>							<b>200</b>
<b>skipped question</b>							<b>10</b>





**12. Identify and rate your usage of the following communication devises, programs, or accounts.**

	Use all the time	very frequently	frequently	somewhat frequently	not frequently	Response Count
Smart phone (iPhone, Droid, Blackberry, etc.)	13.8% (27)	6.2% (12)	3.6% (7)	5.6% (11)	<b>70.8% (138)</b>	195
Skype or other computer phone	5.6% (11)	7.7% (15)	8.7% (17)	10.3% (20)	<b>67.7% (132)</b>	195
Cell phone	<b>40.8% (82)</b>	21.9% (44)	15.9% (32)	13.4% (27)	8.0% (16)	201
Landline phone	6.6% (13)	9.6% (19)	15.7% (31)	18.3% (36)	<b>49.7% (98)</b>	197
iPad	2.6% (5)	1.0% (2)	1.0% (2)	2.1% (4)	<b>93.2% (178)</b>	191
Email	<b>56.6% (112)</b>	20.7% (41)	13.1% (26)	7.6% (15)	2.0% (4)	198
Facebook	<b>41.9% (83)</b>	19.7% (39)	12.1% (24)	12.1% (24)	14.1% (28)	198
Twitter	5.2% (10)	1.6% (3)	3.7% (7)	4.7% (9)	<b>84.8% (162)</b>	191
YouTube	17.0% (33)	19.1% (37)	16.5% (32)	21.6% (42)	<b>25.8% (50)</b>	194
					Other (please specify)	12
					<b>answered question</b>	<b>202</b>
					<b>skipped question</b>	<b>8</b>



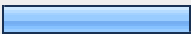
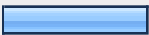
### 13. Please identify and rate the methods you would prefer Vocation Directors use to communicate with you.

	Essential	Very important	Important	Somewhat important	Not important	Rating Average	Response Count
Email	<b>66.2% (133)</b>	24.4% (49)	7.5% (15)	1.5% (3)	0.5% (1)	1.46	201
Text Message	14.7% (28)	9.4% (18)	19.9% (38)	12.6% (24)	<b>43.5% (83)</b>	3.61	191
Telephone call	<b>37.1% (73)</b>	19.3% (38)	19.8% (39)	5.1% (10)	18.8% (37)	2.49	197
Facebook postings	18.6% (36)	9.8% (19)	19.6% (38)	13.9% (27)	<b>38.1% (74)</b>	3.43	194
Twitter postings	4.3% (8)	1.1% (2)	2.7% (5)	5.4% (10)	<b>86.6% (161)</b>	4.69	186
U.S. Mail	<b>28.3% (54)</b>	25.7% (49)	14.7% (28)	7.3% (14)	24.1% (46)	2.73	191
Smartphone App	3.2% (6)	4.3% (8)	4.3% (8)	7.6% (14)	<b>80.5% (149)</b>	4.58	185
Community website postings	20.8% (40)	18.2% (35)	22.9% (44)	12.0% (23)	<b>26.0% (50)</b>	3.04	192
Community e-newsletter	19.6% (37)	<b>24.9% (47)</b>	24.3% (46)	9.0% (17)	22.2% (42)	2.89	185
					Other (please specify)		5
<b>answered question</b>							<b>202</b>
<b>skipped question</b>							<b>8</b>

### 14. What is your gender?

	Response Percent	Response Count
female 	53.8%	113
male 	46.2%	97
<i>answered question</i>		<b>210</b>
<i>skipped question</i>		<b>0</b>

### 15. What is your age range?

	Response Percent	Response Count
Under 18 	21.4%	45
<b>18-22</b> 	<b>29.0%</b>	<b>61</b>
23-29 	28.1%	59
30-39 	21.4%	45
40-49	0.0%	0
50-59	0.0%	0
60+	0.0%	0
<i>answered question</i>		<b>210</b>
<i>skipped question</i>		<b>0</b>